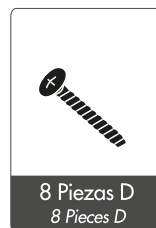
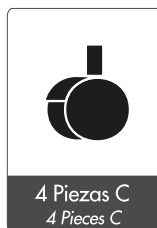
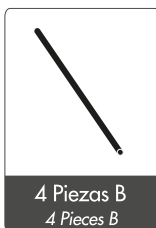
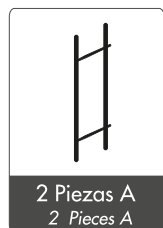
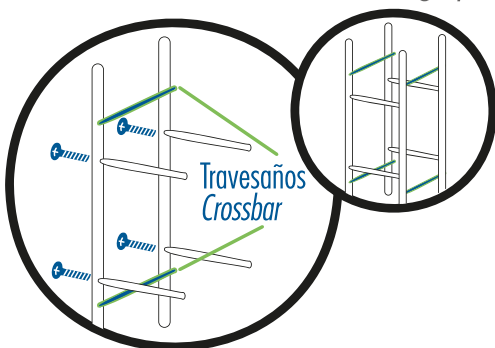


### Componentes/components

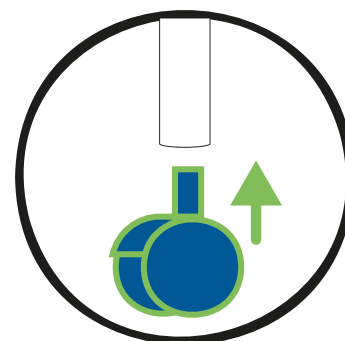


### Instalación/installation

- 1 Con las piezas D, fije las piezas B a las piezas A. Los travesaños de la pieza A deben quedar al interior de la estructura.  
*With pieces D set the pieces B into the pieces A. The pieces A crossbars must be inside the graphic shows.*



- 2 Inserte las piezas C en la parte inferior de la estructura.  
*Insert the pieces C at the bottom of pieces A.*



- 3 Ubique la pieza E en el interior de la estructura y fijela en los travesaños.  
*Place the piece E into the structure and set it on the crossbars.*

